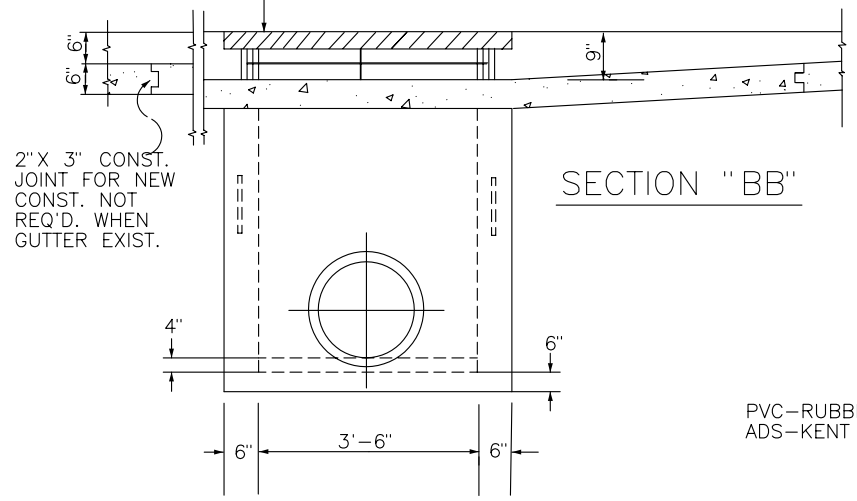

SECTION "BB"

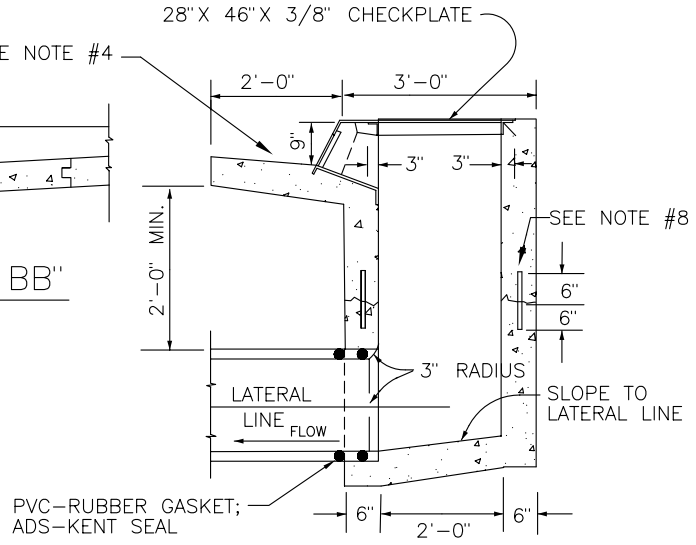

SECTION "AA"

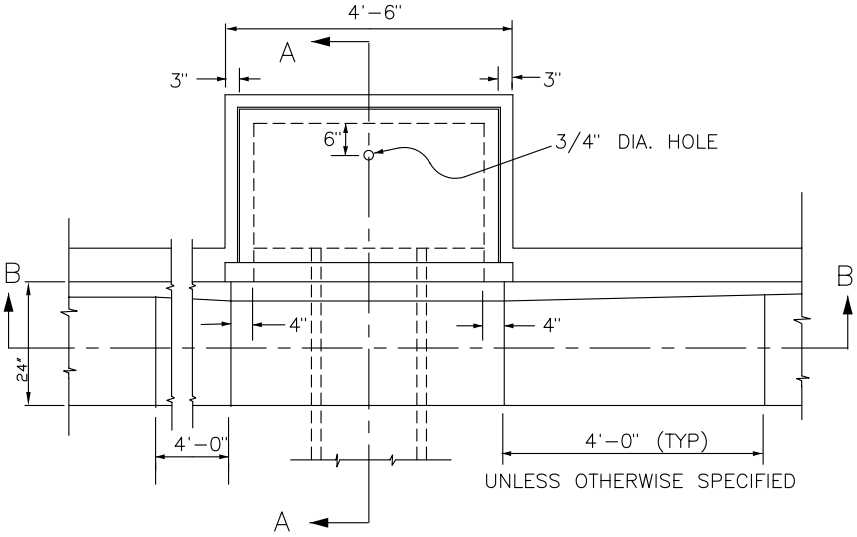

PLAN

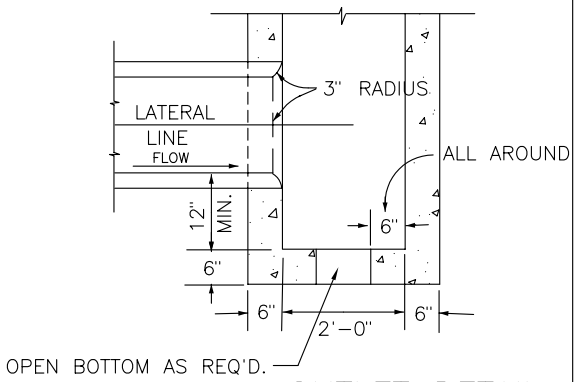

OUTLET DETAIL
(SEE NOTE #4)

NOTES:

1. THE INLET MAY BE MODIFIED SLIGHTLY TO MATCH EXISTING CONDITIONS, AS DIRECTED BY THE ENGINEER.
2. STRUCTURE SHALL BE SIX-SACK MIX CONCRETE. EXPOSED SURFACES SHALL BE FINISHED AS PER CURB SPECIFICATIONS.
3. COST OF FRAME AND GRATE AND THROAT FORM SHALL BE INCLUDED IN PRICE OF INLET OR OUTLET.
4. WHEN EMPLOYED AS OUTLET, PLACE GUTTER 6" BELOW TOP OF CURB GRADE AND ELIMINATE 1/2" IRON ROD FROM THROAT FORMS.
5. CURB & GUTTER SHALL BE CONSTRUCTED OR RECONSTRUCTED ON EACH SIDE OF BOX AS INDICATED ON THE PLANS AND COST THEREOF SHALL BE INCLUDED IN PRICE OF INLET OR OUTLET.
6. FLOOR OF INLET SHALL SLOPE FROM ALL WALLS TO THE LATERAL LINE AND SHALL BE GIVEN A STEEL-TROWELED FINISH.
7. AT THE CONTACT POINT BETWEEN THE LATERAL LINE AND THE INLET WALL A SMOOTH 3" RADIUS SHALL BE CONSTRUCTED.
8. IF INLET IS CONSTRUCTED IN A TWO STAGE POUR, PROVIDE A ROUGHENED CONSTRUCTION JOINT AND PLACE ONE No. 4 BAR 12" LONG IN EACH OF THE FOUR WALLS AS SHOWN.

CATCH BASIN INLET & OUTLET	REVISIONS 12-8-05 03-23-10	CITY OF KERMAN	STD NO. D-4

KERMAN\KERMAN-STD\DWG\D04.DWG